

OLI PRESENTATION REPORTING ONLINE

Operation Lifesaver, Inc. – (National) home website <http://www.oli.org>

To get started click on the **OL Community** link

OPERATION LIFESAVER
Rail Safety Education

Contact Us | Contact Your State Coordinator | Login to OL Community | Search Site **GO**

ABOUT US | EDUCATION RESOURCES | TRAINING & VOLUNTEER PRESENTERS | RAIL SAFETY | IMPACT | VIDEOS

QUICKLINKS

VIEW STATS > | SAFETY TIPS > | FOR KIDS > | FREE PRESENTATIONS > | OL EN ESPANOL > | OL STORE >

VIDEOS >

Where's the Best Man? - posted on January 3, 2011

REAL STORIES >

Shawn Potter, 15, died playing chicken on train tracks. "He didn't think it could happen to him," says his mom, Robin.

READ MORE

NEWS >

ABOUT EVERY 3 HOURS, A PERSON OR VEHICLE IS HIT BY A TRAIN.

DEADLY DECISION | DUMB MOVE | TRACK TRAGEDY

All presentation reporting will need to be done online. Need you **Login** and **Password** information. Operation Lifesaver, Inc. will send you your Certification Number. If you have not received this information call (800) 537-6224.

NOTE: Your first time into the OLI website you will need to update Your Profile information and do the Continuing Education quiz. After finishing the training course this should be no problem.

OPERATION LIFESAVER
Rail Safety Education

Contact Us | Contact Your State Coordinator | Login to OL Community | Search Site **GO**

ABOUT US | EDUCATION RESOURCES | TRAINING & VOLUNTEER PRESENTERS | RAIL SAFETY | IMPACT | VIDEOS

COMMUNITY > COMMUNITY LOGIN >

COMMUNITY LOGIN

If you are an active member of the Operation Lifesaver community at the local, state or national level, please log in here for notices, news and notes, to change your contact information, submit reports, etc.

Login

Password

Remember me

Login


Forget your password? [Retrieve your login information.](#)

**Login and Password
Click Login button**

Copyright 2011 Operation Lifesaver, Inc.
All rights reserved. Educational use only permitted. No part of these materials may be reproduced or transmitted in any form or by any means for any commercial purpose without permission in writing from Operation Lifesaver, Inc.

STAY CONNECTED > [f](#) [t](#) [n](#) **CONTACT OPERATION LIFESAVER >** **HELPFUL LINKS >**

Update Your Profile



Submit Your Presenter Report

Update Your Profile

Here is what we have on file for your account.
Please update it as necessary, then continue on to the presentation entry screen.

Last Name	<input type="text"/>
First Name	<input type="text"/>
Middle Initial	<input type="text"/>
Address 1	<input type="text"/>
Address 2	<input type="text"/>
City	<input type="text"/>
State	<input type="text" value="Kansas"/>
Zip	<input type="text"/>
Email	<input type="text"/>
Work Phone	<input type="text"/>
Cell Phone	<input type="text"/>
Fax	<input type="text"/>
Organization	<input type="text"/>

[Save My Info, On To Presentation Information](#)

Update Your Profile Here
(If needed)

Then click on the
[Save My Info, On the Presentation Information](#)

This is Your Dashboard website



OLI Dashboard

Welcome, Your Name

[Logout](#)

Your OLI Dashboard

[Your Account](#) [Tools](#) [Your Communities](#)

Status: You have made 3 presentations this year. You must make 1 more before the end of the year.

Completed Presentations [View All](#) | [Submit Report](#)

Date Submitted	Date of Presentation	Presenter	Type	Locations
----------------	----------------------	-----------	------	-----------

Oversight

[View Directory](#) [View Reports](#) [Your Responsibilities](#)

Requests | [view all Presentation requests](#)

Submitted	Type	Submitted By	Organization Name
11/24/2010	Presentation	patricia wachtel	mcperson county public works

You can also click on the [Tools](#) link to Submit Presenter Report

Submit Your Presentation Report



Submit Your Presenter Report

What kind of presentation are you submitting?

Select from the list below

You can submit additional reports after you complete this one. If you have completed all reporting for now, select "None".

- Presentation**
- Training**
- Special Events**
- None. I have completed all reporting for now. Log me out.**

Select what kind of event you are submitting – a presentation, training, booth, etc...



Submit Your Presenter Report

What kind of presentation are you submitting?

Select from the list below

You can submit additional reports after you complete this one. If you have completed all reporting for now, select "None".

- Presentation**
 - Special Training**
 - Special Events**
 - None. I have completed all reporting for now. Log me out.**
- Select Type of Presentation

 - Select Type of Presentation
 - K-8 Students
 - General High School (school assemblies and non-drivers ed)
 - All Drivers Education (both high school and adult)
 - School Bus Drivers (not 4-Hour School Bus Trainer Classes)
 - Professional Drivers - Truckers
 - Professional Drivers - Commercial Buses
 - Law Enforcement (not GCCI Training)
 - General Firefighters (not special Emergency Responder Training)
 - Misc. General Adult (Civic Groups, Clubs, Mature Drivers, etc)

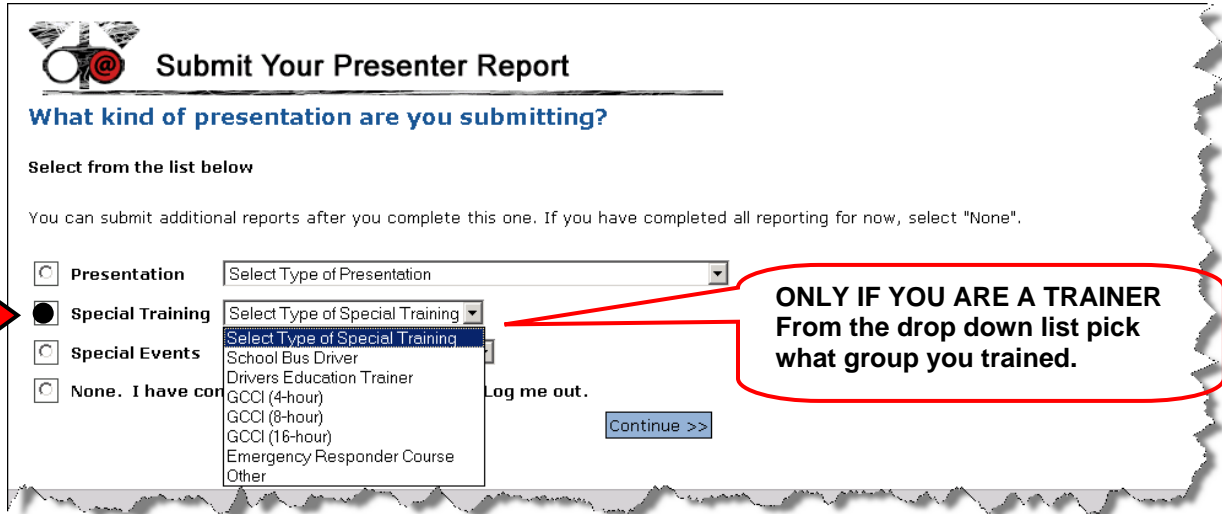
From the radio buttons

What kind of an event was it a presentation, training, booth, or other

NOTE: This is where most of your reporting will be done in the above Presentation screen

Samples from the other dropdowns

When you enter a report most will be presentations 4 in a calendar year and Special Events (booths).



Submit Your Presenter Report

What kind of presentation are you submitting?

Select from the list below

You can submit additional reports after you complete this one. If you have completed all reporting for now, select "None".

Presentation **Special Training** Special Events None. I have completed all reporting for now.

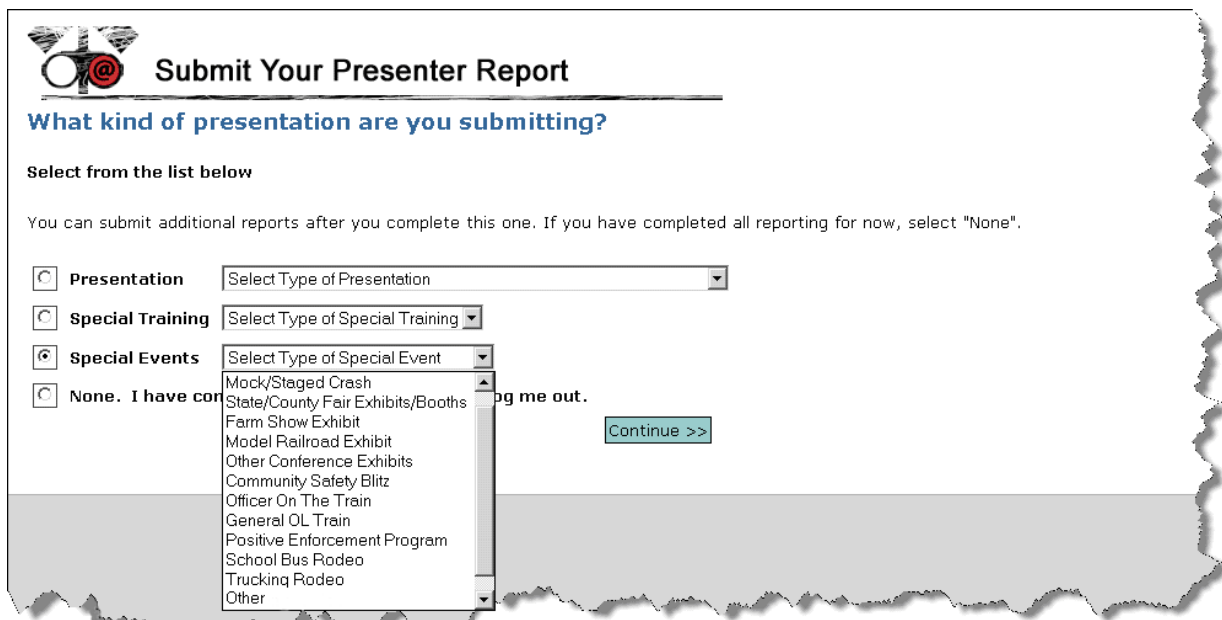
Select Type of Presentation

Select Type of Special Training

- Select Type of Special Training
- School Bus Driver
- Drivers Education Trainer
- GCCI (4-hour)
- GCCI (8-hour)
- GCCI (16-hour)
- Emergency Responder Course
- Other

Log me out. Continue >>

**ONLY IF YOU ARE A TRAINER
From the drop down list pick
what group you trained.**



Submit Your Presenter Report

What kind of presentation are you submitting?

Select from the list below

You can submit additional reports after you complete this one. If you have completed all reporting for now, select "None".

Presentation Special Training **Special Events** None. I have completed all reporting for now.

Select Type of Presentation

Select Type of Special Training

Select Type of Special Event

- Mock/Staged Crash
- State/County Fair Exhibits/Booths
- Farm Show Exhibit
- Model Railroad Exhibit
- Other Conference Exhibits
- Community Safety Blitz
- Officer On The Train
- General OL Train
- Positive Enforcement Program
- School Bus Rodeo
- Trucking Rodeo
- Other

Log me out. Continue >>

Information about the Presentation



Submit Your Presenter Report

1. Host Organization

2. Presentation Report

3. Specify Copies

4. Review

1. Host Organization

Who hosted or invited you to the presentation?

Contact Information	
Host Organization Name	<input type="text"/> *
Host Contact Name	<input type="text"/> *
Host Contact Phone	<input type="text"/> *
Host Contact Email	<input type="text"/>
Location Of Presentation	
Address 1	<input type="text"/> *
Address 2	<input type="text"/>
City	<input type="text"/> *
State	Select Value <input type="button" value="v"/> *
Zip	<input type="text"/> *
County	Select Value <input type="button" value="v"/>
Date the presentation took place	
Date	<input type="text"/> * <input type="button" value="click for calendar"/> Date must be of format: mm/dd/YYYY

Fill in information
Click [Next Step](#) button

Next Step >>

*Required information with an **

Contact Information

Organization Name

Contact Name

Contact Telephone Number

Location Of Presentation

Address, City, State, Zip

County - will pop in or you will get a drop down list to make a selection

Date the event took place

Date



Submit Your Presenter Report

1. Host Organization 2. Presentation Report 3. Specifics 4. Review

2. Presentation Report

Please fill in as much information as possible about the presentation, if applicable. When you are finished, continue to the next section by clicking the button at the bottom of the form.

Other Presenters (not including you)

Search: | |

Comments

Attendance Numbers

	# Presentations	# Total Attendance Number
Misc. General Adult	<input type="text" value="1"/>	<input type="text" value="2"/>

Materials Used

Completing this section is not mandatory, but the information is important

Presentation Materials

Charts
 PowerPoint

Other:

Videos/DVDs (Pre-School - HS)

Sly Fox & Birdie
 Tracks Are For Trains, Not For Kids
 Be Safe Be Smart
 David's Run
 Byron's Last Day
 Die Hard If You're Dumb
 Off Limits
 Final Answer
 Look to Live - Driver Ed
 Are You in Control?

Other:

Videos/DVD's (General Adult/Target Audience)

It's Your Choice
 You Can Make A Difference, Too
 Emergency Response - Your Safety First
 It's Your Call
 Roll Call
 Your License Or Your Life
 Stay Alive When You Drive
 Decide Smart, Arrive Safe
 The Responsibility Is Ours
 Sleddin' The Right Track
 The Bus Stops Here

Other:

Educational Brochures

Key Safety Tips - General
 Key Safety Tips For Emergency Responders
 Key Safety Tips For Law Enforcement
 Key Safety Tips For Professional Truck Drivers
 Key Safety Tips For School Bus Drivers
 Key Safety Tips For Commuter, Subway & Light Rail Trains
 Key Safety Tip Inserts - Bicyclists
 Key Safety Tip Inserts - Emergency Responders
 Key Safety Tip Inserts - Farm Machinery Operators
 Key Safety Tip Inserts - Light Rail Passengers
 Key Safety Tip Inserts - Mature Drivers
 Key Safety Tip Inserts - Media
 Key Safety Tip Inserts - Professional Drivers
 Key Safety Tip Inserts - School Bus Drivers
 Can You Make the Grade?
 Myths & Realities

Others:

Giveaways

Coloring Books
 Activity Book
 Key Rings
 Pens
 Bookmarks
 Lapel Pins
 Pencils

Other:

[Next Step >>](#)



Submit Your Presenter Report

1. Host Organization

2. Presentation Report

3. Specify Copies

4. Review

3. Send Copies of This Report

Enter up to three email addresses to send a copy of this report to. Your state coordinator will automatically receive a copy.

Email yourself a copy?	<input type="checkbox"/> Yes <input checked="" type="checkbox"/> No
Send email copy to:	<input type="text"/>
Send email copy to:	<input type="text"/>
Send email copy to:	<input type="text"/>
UP Incentive Mgr:	<input type="text" value="JOHNSIMPSON@up.com"/>

[Review](#) Click the [Review](#) button

The state that you are certified as a presenter, you DO NOT need to put State Coordinator email address. A copy of the report will automatically be sent to each state that is involved.

If you have signed up for the incentive programs with the Class I Railroads you may see an email address automatically in the bottom location for a report. i.e. like the sample above JohnSimpson@up.com

This is if you want to put your supervisor or boss or other presenters that helped during an event to receive a copy of your presentation/booth report...



Submit Your Presenter Report

- 1. Host Organization
- 2. Presentation Report
- 3. Specify Copies
- 4. Review

4. Review and Submit Your Report

Please review your report. If you need to make changes to any sections, click on the section number above to go back and edit it.
 If everything looks OK, submit your report by clicking the button at the bottom of this page.

1. Host Organization

Who hosted or invited you to the presentation?

Contact Information	
Host Organization Name	<input type="text"/> *
Host Contact Name	<input type="text"/> *
Host Contact Phone	<input type="text"/> *
Host Contact Email	<input type="text"/>
Location Of Presentation	
Address 1	<input type="text"/> *
Address 2	<input type="text"/>
City	<input type="text"/> *
State	<input type="text" value="Kansas"/> *
County	<input type="text"/>
Zip	<input type="text"/>
Date the presentation took place	
Date	<input type="text" value="01/01/2009"/> * Click for calendar Date must be of format: mm/dd/YYYY

2. Presentation Report

Please fill in as much information as possible about the presentation, if applicable. When you are finished, continue to the next section by clicking the button at the bottom of the form.

Attendance Numbers

	# Presentations	# Total Attendance Number
Misc. General Adult (Civic Groups, Clubs, Mature Drivers, etc)	<input type="text"/>	<input type="text"/>

Materials Used

Did another Presenter co-present with you? If yes, who:

Please enter the titles of any videos used in the presentation.

Please enter the titles of any brochures used in the presentation.

Please enter the titles of any other handouts used in the presentation.

3. Send Copies of This Report

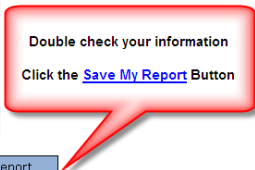
Enter up to three email addresses to send a copy of this report to.

Email yourself a copy? Yes No

Send email copy to:

Send email copy to:

Send email copy to:



Note: You will have the opportunity to print this report after submission.

[Save My Report](#)

You have successfully completed your Operation Lifesaver Presentation Report online system.



Submit Your Presenter Report

Thank you for submitting your presenter report!
Your report has been saved.

You may [View Printable Version](#) OR [Add Another Presentation](#) OR [Return to View Presenter Reports](#)

If you are finished, you can [Log Out](#)

From here you can **Print** a copy of your report OR **Add Another Presentation** OR Return to **View Presenter Reports** OR **Log Out**

Have a safe day and “Always eXpect a Train!”